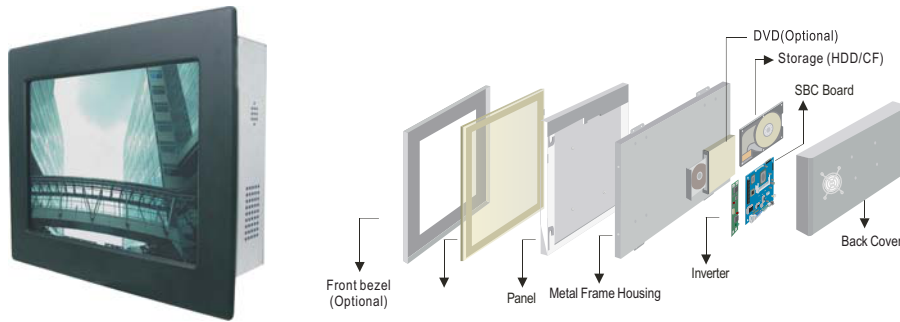


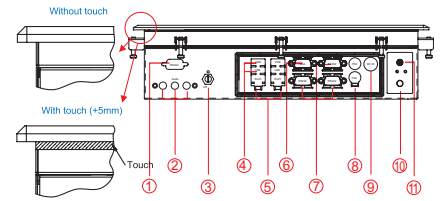
12.1" Panel PC (Intel® Atom D2550+NM10 Platform)

Mechanical Design



Panel Mount (5mm front bezel)

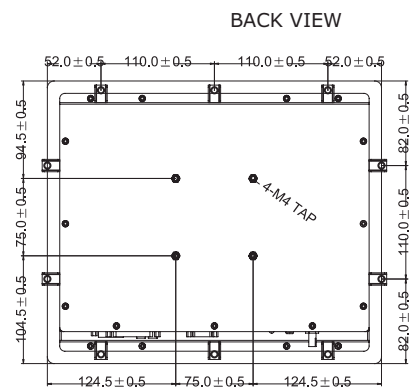
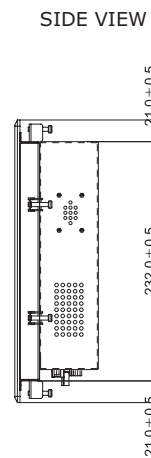
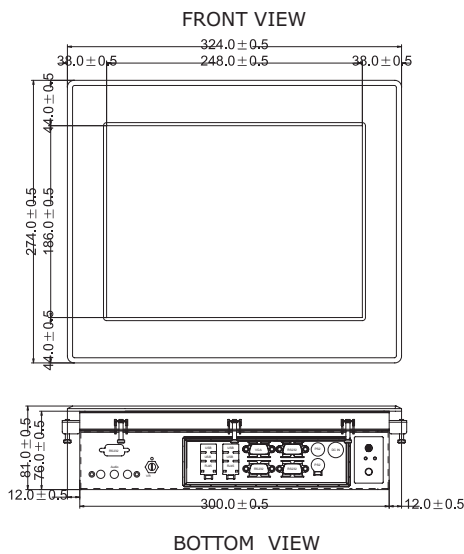
Mechanical design



- 1. RS-232 Conn.(Optional)
- 2. Audio Jack
- 3. Brightness Adjustment Knob
- 4. USB
- 5. RJ-45
- 6. VGA Out
- 7. RS-232 Conn.
- 8. PS/2
- 9. DC IN Power Jack
- 10. Power On Button
- 11. Power Reset Button

Fully Integrated I/O

Dimensions



- * Measurements shown in mm
- * All Dimensions are ±
- * Note: this is a simplified drawing and some components are not marked in detail. Please contact our sales representative if you need further product information.

Specifications

System :	
• CPU	: Intel® Atom D2550 1.86GHz Processor
• Memory Slot	: DDR3 1066 MHz SO-DIMM Slot, Max. 4GB
• System Chipset	: NM10
• IDE/SATA	: 2 x SATA
• LAN	: Dual Broadcom BCM57780 GbE controller
• Audio Codec	: Realtek ALC886 HD Audio Codec

Panel Spec :	
• Size/Type	: 12.1" TFT
• Resolutions	: 800 x 600
• Brightness	: 400 cd/m2 (typ.)
• Contrast Ratio	: 500 : 1(typ.)
• Viewing Angle	: -70~70(H);-50~60(V)
• Max. Colors	: 262,144

Input / Output :	
• Serial Ports	: 2 x RS232, 1 x RS232/422/485
• USB Ports	: 4 x USB Type-A Receptacle
• Keyboard / Mouse	: 2 x PS/2
• Ethernet	: 2 x RJ45-10/100/1000 Mbps
• VGA	: 1 x VGA (female)
• Audio	: Line-out, Line-in, Mic in

• Default setting:RS232

Environment Considerations :	
• Operating Temperature	: 0 deg.C to 45deg.C
• Operating Humidity	: 30% to 90% (non condensing)

Expansion Slot :	
• 2 x Mini PCIe (1 for WiFi, 1 for 3G Module), 1 x PCI	

* A customized housing is needed if you would like to have the PCI expansion.

OS BSP / Driver Support :	
• Support	Windows 7 embedded / Windows XP embedded

Power Specifications :	
• Power Input	: 12V DC IN (Lockable Power Jack)
• Power Consumption	: 40W (typ.)(Max.backlight & high CPU load)

Order Options :	
Mechanical : Open Frame	Storage : 2.5" HDD/ 2.5" SSD
Panel Mount(5 mm bezel)	RAM : DDR3 1066 Max 4GB
IP65(10 mm bezel)	OS : Windows 7 embedded / Windows XP embedded (Optional)
Touch : 5-Wires Resistive(Optional)	

(A customized housing is needed if you have demands of SAW/IR/IT/SC touch)

Accessories :	
• External Adapter	: 110~230V Ac-in power adapter

