

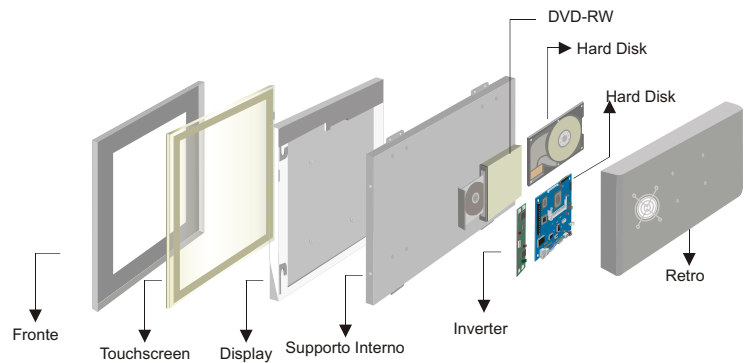
Panel-PC Viper 10.4" Modello Touchscreen Intel® Core Duo / Core 2 Duo

Leader in Touchscreen Solutions

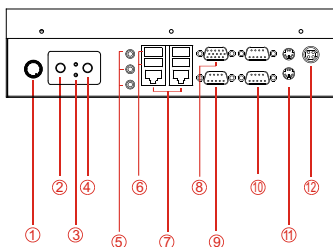
Caratteristiche e Disegno Meccanico



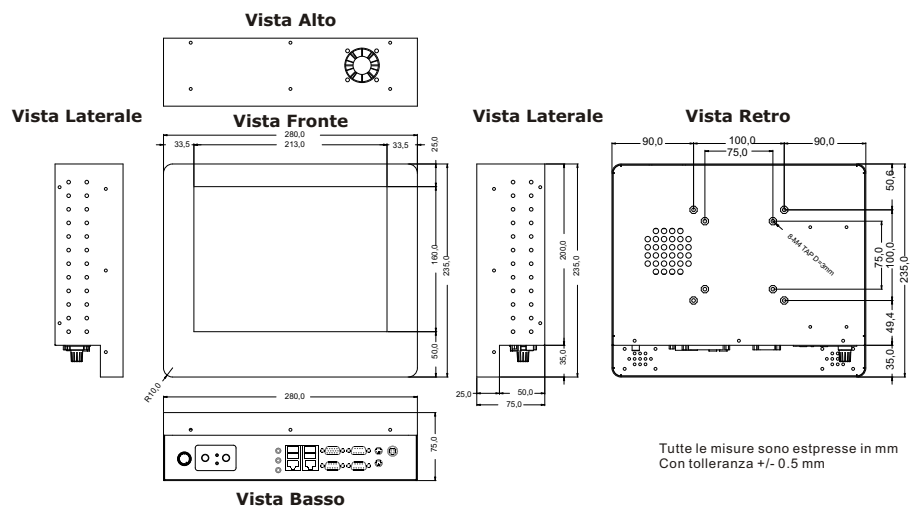
Chassis



Disegno Meccanico



- | | |
|-------------------------------|-------------------------|
| 1. Brightness Adjustment knob | 7. RJ-45 |
| 2. Power on button | 8. VGA Out |
| 3. Power / HDD LED | 9. RS-232/422/485 Conn. |
| 4. Power Reset Button | 10. RS-232 Conn. |
| 5. Audio Jack | 11. PS/2 |
| 6. USB | 12. DC IN Power Jack |



System Specifications

TFT Characteristics :

- Resolutions : 1024 x 768
- Brightness : 350 cd/m²(typ.)
- Contrast Ratio : 1200 : 1(typ.)
- Viewing Angles : -88~88(H);-88~88(V)
- Max Colors : 16.2M

SBC Specifications :

- Processor : Socket M for Intel®Core Duo/Core 2 Duo/Core Solo/Celeron M ULV Processors, up to 2.16GHz
- BIOS : Award 4Mbit Flash
- System Chipset : Intel 945GME / ICH7M Chipset
- Memory Slot : 2 x DDR2 DIMM, up to 4GB DDR2 533/667
- Graphic Chipset : Intel 945GME Integrated (224MB shared)
- IDE : 1 x 44pin IDE (UDMA 33/66/100)
- KB/Mouse : 2 x PS/2
- Ethernet : 2 x RJ-45 (Gigabit LAN)
- Audio : ICH7M Built-in, AC97 w / 5.1 Channels
- USB : 8 x USB2.0
- Serial : 3 x RS232, 1 x RS232/422/485
- SATA : 2 x SATA I/II
- Expansion Slot : 1 x Mini PCI, 1 x PCI-E (x16)
- SDD Interface : 1 x Type I/II CF socket

Power Specifications :

- Power Input : 12V DC IN (Lockable Power Jack)
- Power Consumption : 109W (typ.)(Max.backlight & high CPU load)

Environment Considerations :

- Operating Temperature : 0 deg.C to 50deg.C
- Operating Humidity : 30% to 90% (non condensing)

Input/ Output Connectors :

- Ethernet LAN : 2 x RJ 45-10/100/1000 Mbps
- Keyboard / Mouse : 2 x PS/2
- COM : 2 x RS232, 1 x RS232/422/485 9P DSUB (male)
- Audio : No Audio,by Customize
- USB : 4 x USB Type-A Receptacle
- VGA Out : 1 x VGA (female)

Order Options :

SBC	PANEL PC
CPU : Intel®Core™Duo T2400 1.83 GHz* Intel® Core® 2 Duo T7400 2.16GHz(Optional)	Mechanical : Open Frame Panel Mount (5mm bezel) IP65 (10mm bezel) Chassis
RAM : 1 GB DDR2 * 2 GB DDR2 (Optional) 4 GB DDR2 (Optional)	Touch OS : 5 Wires Resistive(Optional) : Windows XPE(Optional) Windows XP (Optional)
Storage : 2.5"40 GB HDD* 1 GB Compact Flash(Optional)	
* Default	

Accessories :

- External Power Supply 150W w/power cord