

# Panel-PC Viper 19"

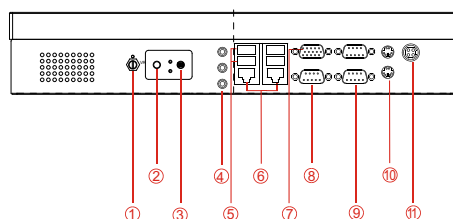
Modello Touchscreen Intel® Core Duo / Core 2 Duo

Leader in Touchscreen Solutions

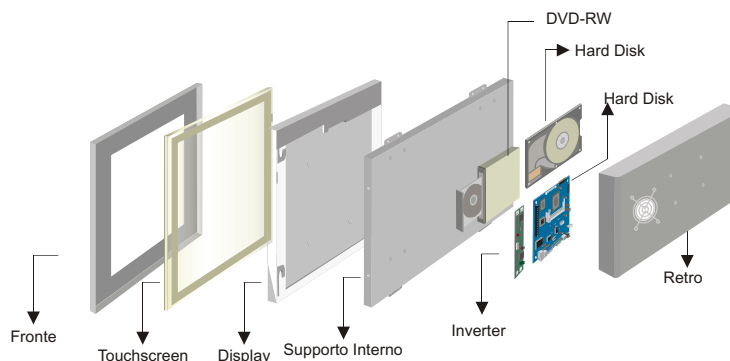
## Caratteristiche e Disegno Meccanico



Chassis



1. Brightness Adjustment Knob
2. Power On Button
3. Power Reset Button
4. Audio Jack
5. USB
6. RJ-45
7. VGA Out
8. RS-232/422/485 Conn.
9. RS-232 Conn.
10. PS/2
11. DC-IN Power Jack



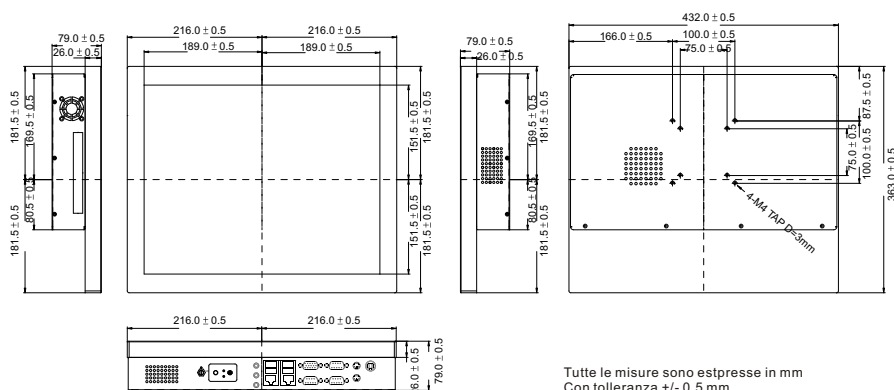
Disegno Meccanico

Vista Laterale

Vista Fronte

Vista Laterale

Vista Retro



Vista Basso

Tutte le misure sono espresse in mm  
Con tolleranza +/- 0.5 mm

## System Specifications

### TFT Characteristics :

- Resolutions : 1280 x 1024
- Brightness : 300 cd/m<sup>2</sup>(typ.)
- Contrast Ratio : 800 : 1(typ.)
- Viewing Angles : -80~80(H); -80~80(V)
- Max Colors : 16.2M (6bits+FRC)

### SBC Specifications :

- Processor : Socket M for Intel®Core Duo/Core 2 Duo/Core Solo/Celeron M ULV Processors, up to 2.16GHz
- BIOS : Award 4Mbit Flash
- System Chipset : Intel 945GME / ICH7M Chipset
- Memory Slot : 2 x DDR2 DIMM, up to 4GB DDR2 533/667
- Graphic Chipset : Intel 945GME Integrated (224MB shared )
- IDE : 1 x 44pin IDE (UDMA 33/66/100)
- KB/Mouse : 2 x PS/2
- Ethernet : 2 x RJ-45 (Gigabit LAN)
- Audio : ICH7M Built-in, AC97 w / 5.1 Channels
- USB : 8 x USB2.0
- Serial : 3 x RS232, 1 x RS232/422/485
- SATA : 2 x SATA I/II
- Expansion Slot : 1 x Mini PCI, 1 x PCI-E (x16)
- SDD Interface : 1 x Type I/II CF socket

### Power Specifications :

- Power Input : 12V DC IN (Lockable Power Jack)
- Power Consumption : 138W (typ.)(Max.backlight & high CPU load)

### Environment Considerations :

- Operating Temperature : 0 deg.C to 50deg.C
- Operating Humidity : 30% to 90% (non condensing)

### Input/ Output Connectors :

- Ethernet LAN : 2 x RJ 45-10/100/1000 Mbps
- Keyboard / Mouse : 2 x PS/2
- COM : 2 x RS232, 1 x RS232/422/485 9P DSUB (male)
- Audio : 1 x Audio Jack(Line-Out, Line-In, Mic in)(optional)
- USB : 4 x USB Type-A Receptacle
- VGA Out : 1 x VGA (female)

### Order Options :

SBC	PANEL PC
• Intel®Core™Duo T2400 1.83 GHz*	<b>Mechanical</b> : Open Frame
Intel® Core® 2 Duo T7400 2.16GHz(Optional)	Panel Mount (5mm bezel)
• 1 GB DDR2 *	IP65 (10mm bezel)
2 GB DDR2 (Optional)	Chassis
4 GB DDR2 (Optional)	<b>Touch</b> : 5 Wires Resistive(Optional)
<b>Storage</b> : 3.5"80 GB HDD*	<b>OS</b> : Windows XPE(Optional)
1 GB Compact Flash(Optional)	Windows XP (Optional)
* Default	

### Accessories :

- External Power Supply 150W w/power cord