

Display Viper Touch

Soluzioni TouchScreen Professionali

Full IP65 Chassis LCD

17" (Stainless Design)

RoHS
COMPLIANT
2002/95/EC

Standard:
brushed stainless

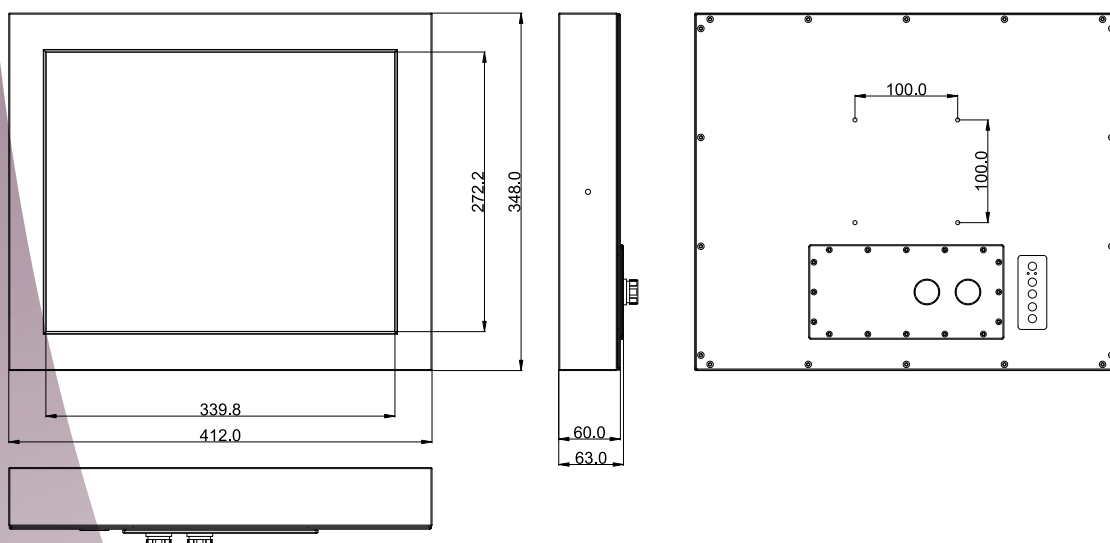


Optional:
black, high polish, vanished coating

Specifications

Model Name	LCD Display 17" Full IP65
Viewable Size Image	17"
Active Display Area(mm)	337.92 (H) x 270.34 (V)
Pixel Pitch(mm)	0.264 (H) x 0.264 (V)
Number of Pixels	1080x1024
Contrast Ratio	800:1(ty p.)
Display Color	16.7M(6bit+FRC)
Brightness(cd/m ²)	300(typ.)
Viewing Angle(CR>=10)	-80~80(H);-80~80(V)(ty p.)
Synchronization Range	
Horizontal/Vertical	31.5~80.0KHz / 60~75Hz
Recommended Resolution	1280x1024@60HZ,75HZ
Signal Connector	15 pin D-Sub
I/O	3 pin Power cable(IP65 connector); 10 pin VGA cable (IP65 connector); Optional 10 pin RS232 or USB cable(IP6 5 connector)
Power Source	DC 12 V
Power Consumption	32W typical, normal operation
Power Management	VESA DPMS Compliant
Plug & Play	VESA DDC 1/2B
Optional Touch Screen	Resistiv e,Capacitive
Optional video	Yes

Mechanical Drawing



Microdata Sistemi Srl

Via Vincinella snc

19037 Santo Stefano di Magra (SP) - ITALY

Tel. 0187.631920 - Fax 0187.631928

Email info@microdata.it - web www.microdata.it

Microdata

Sistemi

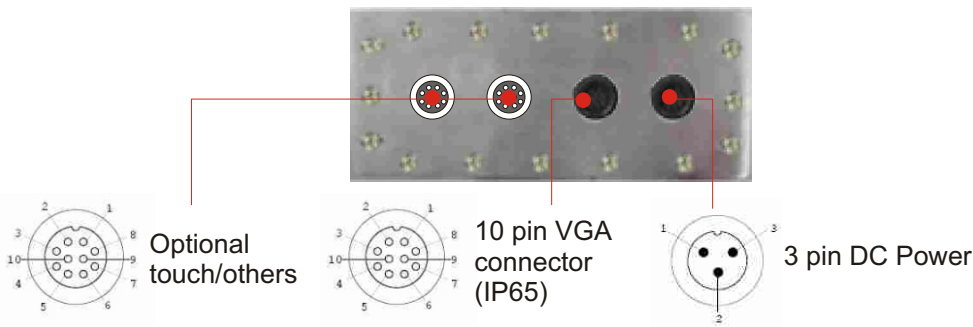
Display Viper Touch

Soluzioni TouchScreen Professionali

Full IP65 Chassis LCD

IO Layout

Back Side (I/O)

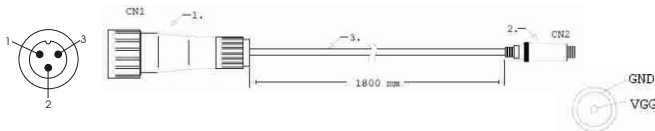


Cable List

LCD	IP65 connector	PC side IO type
DC power	3pin	Female(2.5 fai)
USB(optional)	10pin	Male(type A)
RS232(optional)	10pin	Female(D-sub 9)
VGA	10pin	Male(D-sub 15)

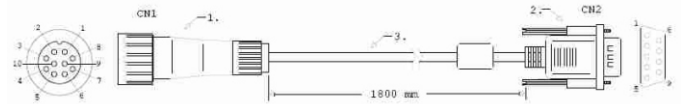
IP65 Cable/Pin Define

DC Power



Pin No.	Symbols	Color	Pin No.	Symbols	Color
CN1-1	VCC	Red	CN2	VCC	Red
CN1-3	GND	Black	CN1	GND	Black
CN1-2	Shield		Shield		

RS232



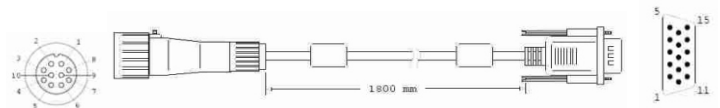
Pin No.	Symbols	Color	Pin No.	Symbols	Color
CN1-1	DCD-CON2	Green	CN2-1	DCD-CON2	Green
CN1-2	DSR-CON2	Brown	CN1-6	DSR-CON2	Brown
CN1-3	RXD-CON2	Red	CN1-2	RXD-CON2	Red
CN1-4	RTS-CON2	Orange	CN1-7	RTS-CON2	Orange
CN1-5	TXD-CON2	Blue	CN1-3	TXD-CON2	Blue
CN1-6	CTS-CON2	White	CN1-8	CTS-CON2	White
CN1-7	DTR-CON2	Purple	CN1-4	DTR-CON2	Purple
CN1-8	RI-CON2	Yellow	CN1-9	RI-CON2	Yellow
CN1-9	GND-CON2	Black	CN1-5	GND-CON2	Black
CN1-10	NC		CN1-10	NC	

USB



Pin No.	Symbols	Color	Pin No.	Symbols	Color
CN1-1	VCC	Red	CN2-1	VCC	Red
CN1-2	D-	White	CN2-2	D-	White
CN1-3	D+	Green	CN2-3	D+	Green
CN1-4	GND	Black	CN2-4	GND	Black
CN1-5	Shield				

VGA



CN1			CN2		
Pin No.	Symbols	Color	Pin No.	Symbols	Color
1	R	Red	1	R	Red
2	R-GND	Black	6	R-GND	Black
3	G	Green	2	G	Green
4	G-GND	Black	7	G-GND	Black
5	B	Blue	5	B	Blue
6	B-GND	Black	8	B-GND	Black
7	SDA	Yellow	12	SDA	Yellow
8	HS	Orange	13	HS	Orange
9	VS	White	14	VS	White
10	SCL	Brown	15	SCL	Brown