

15" Fanless Full IP65/NEMA4 Panel PC (Intel® ATOM N270 Platform)

Stainless Chassis

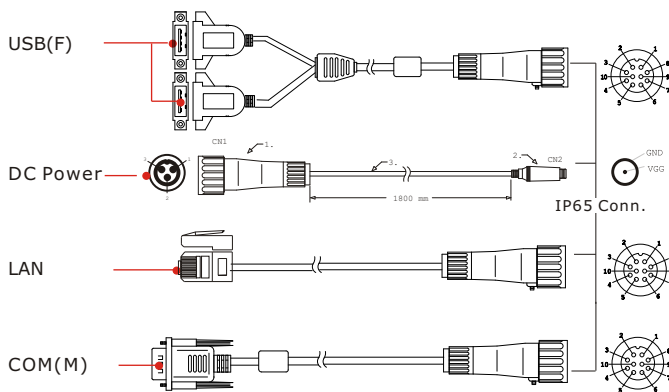
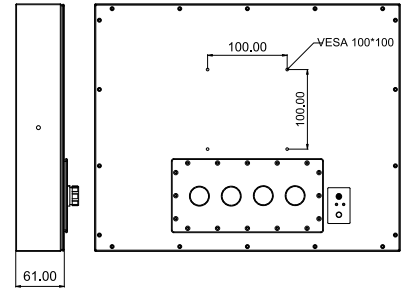
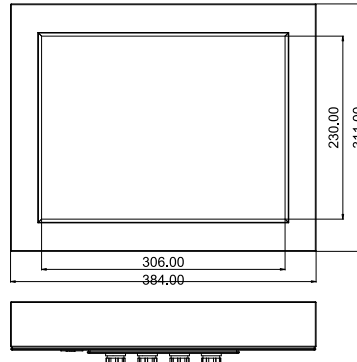
Mechanical Design




Standard:
brushed stainless



Optional:
black, high polish,
varnished coating



IP65 connector / cable



2 x USB LAN COM2 Power

cable type	Pin Define Table			
	10pin conn.		D-Sub 9Pin	
RS232	Pin No.	Symbols	Pin No.	Symbols
	1	DCD-CON2	1	DCD-CON2
	2	DSR-CON2	6	DSR-CON2
	3	RXD-CON2	2	RXD-CON2
	4	RTS-CON2	7	RTS-CON2
	5	TXD-CON2	3	TXD-CON2
	6	CTS-CON2	8	CTS-CON2
	7	DTR-CON2	4	DTR-CON2
	8	RI-CON2	5	RI-CON2
	9	GND-CON2	9	GND-CON2
10	NC	10	NC	

Pin No.	Symbols	Color	Pin No.	Symbols	Color
CN1-1	VCC	Red	CN2	VCC	Red
CN1-3	GND	Black	CN1	GND	Black
CN1-2	Shield			Shield	

cable type	Pin Define Table					
	10pin conn.		A Type Female		A Type Female	
USB	Pin No.	Symbols	Pin No.	Symbols	Pin No.	Symbols
	1	VCC	1	VCC	1	VCC
	3D	-	2	D-	2	D-
	5D	+	3	D+	3	D+
	7	GND	4	GND	4	GND
	9N	C				
	2	VCC			1	VCC
	4D	-			2	D-
	6D	+			3	D+
	8	GND			4	GND
10	NC					

cable type	Pin Define Table			
	10pin conn.		US PLUG 8P8C 3U*	
LAN	Pin No.	Symbols	Pin No.	Symbols
	1		1	
	2		2	
	3		3	
	4		4	
	5		5	
	6		6	
	7		7	
	8		8	
	9	NC	9	NC
10	NC	10	NC	

* Note: this is a simplified drawing and some components are not marked in detail. Please contact our sales representative if you need further product information.

System Specifications

TFT Characteristics :

- Resolutions : 1024 x 768
- Brightness : 250 cd/m²(typ.)
- Contrast Ratio : 700 : 1(typ.)
- Viewing Angles : -70~70(H);-65~60(V)
- Max Colors : 16.2M

SBC Specifications :

- Processor : Intel Atom N270 1.6 GHz
- BIOS : AMI 4Mbit Flash
- System Chipset : Intel® 945GSE / ICH7M
- Memory Slot : 1 x SO-DIMM, Max 2GB DDR2 400/533
- Graphic Chipset : Intel® 945GSE Integrated (224MB shared)
- IDE : 1 x 44pin IDE (UDMA 33/66/100)
- KB/Mouse : 1 x PS/2
- Ethernet : 1 x RJ45(Gigabit LAN)
- Audio : Built in AC97 codec
- USB : 6 x USB2.0 (4 x USB internal)
- Serial : 2 x RS232 (1 x RS232 internal)
- Expansion Slot : 1 x Mini PCI (internal)
- SSD Interface : 1 x Type I/II CF socket (Internal)
- Power Input : DC-IN (Lockable, Power Jack)
- Certification : CE, FCC, RoHS

* A customized housing is needed if you would like to have the PCI expansion.

Power Specifications :

- Power Input : 12V DC IN (Lockable Power Jack)
- Power Consumption : 20W (typ.)(Max.backlight & high CPU load)

Accessories :

- External Power Supply 90W w/power cord

Environment Considerations :

- Operating Temperature : 0 deg.C to 45deg.C
- Operating Humidity : 30% to 90% (non condensing)

Input/ Output Connectors :

- Ethernet LAN : 1 X RJ45-10/100 Mbps
- COM : 1 X RS232
- USB : 2 x USB Type-A Receptacle
- Power : 1 X 12VDC

Order Options :

SBC	PANEL PC
RAM : 512 MB DDR2(Optional) 1 GB DDR2(Optional)	<u>Mechanical</u> : Stainless Chassis
Storage : 2.5"80 GB HDD* 1 GB Compact Flash(Optional)	<u>Touch</u> : 5 Wires Resistive(Optional)
* Default	<u>OS</u> : Windows XPE(Optional) Windows XP (Optional) Linux(Optional)