

Display Viper Touch

Soluzioni TouchScreen Professionali

Full IP65 Chassis LCD

8.4" (Stainless Design)



Standard: :
brushed stainless

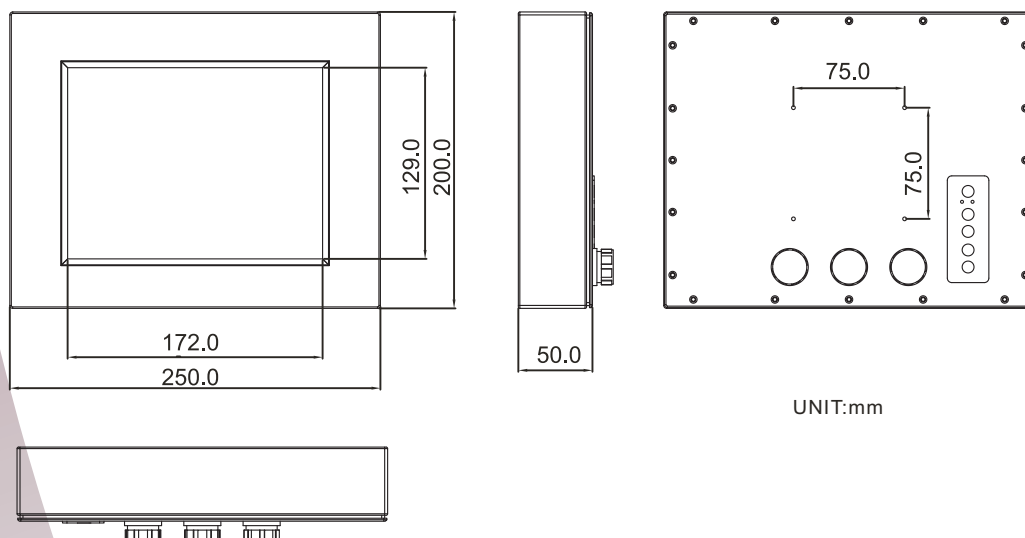


Optional:
black, high polish, vanished coating

Specifications

Model Name	R08T200-65T1
Viewable Size Image	8.4"
Active Display Area(mm)	170.4 (H) x 127.8 (V)
Pixel Pitch(mm)	0.213 (H) x 0.213 (V)
Number of Pixels	800x600
Contrast Ratio	250:1(typ.)
Display Color	262,144 (6bits/color)
Brightness(cd/m ²)	3580 (typ.)
Viewing Angle(CR>=10)	100 (H); 90 (V)
Synchronization Range	
Horizontal/Vertical	31.5~46.9KHz / 60~75Hz
Recommended Resolution	800x600@60Hz, 75Hz
Signal Connector	D-Sub 15pin
I/O	3 pin Power cable(IP65 connector); 10 pin VGA cable (IP65 connector); Optional 10 pin RS232 or USB cable(IP65 connector)
Power Source	DC12V
Power Consumption	25W typical, normal operation
Power Management	VESA DPMS Compliant
Plug & Play	VESA DDC 1/2B
Optional Touch Screen	Resistive
Optional video	Yes

Mechanical Drawing



Microdata Sistemi Srl

Via Vincinella snc

I9037 Santo Stefano di Magra (SP) - ITALY

Tel. 0187.631920 - Fax 0187.631928

Email info@microdata.it - web www.microdata.it

Microdata

Sistemi

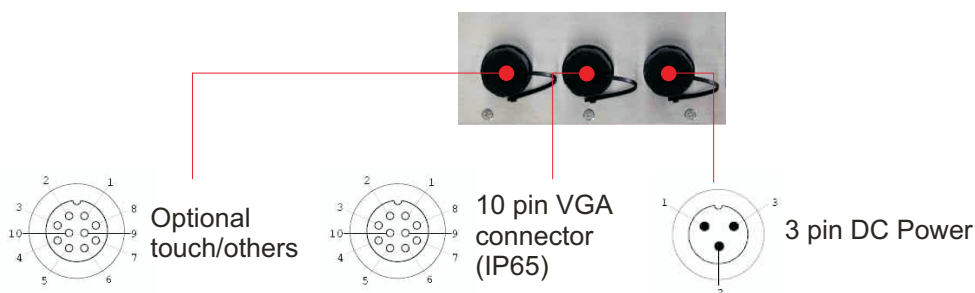
Display Viper Touch

Soluzioni TouchScreen Professionali

Full IP65 Chassis LCD

IO Layout

Back Side (I/O)

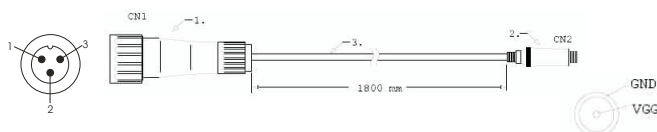


Cable List

LCD	IP65 connector	PC side IO type
DC power	3pin	Female(2.5 fai)
USB(optional)	10pin	Male(type A)
RS232(optional)	10pin	Female(D-sub 9)
VGA	10pin	Male(D-sub 15)

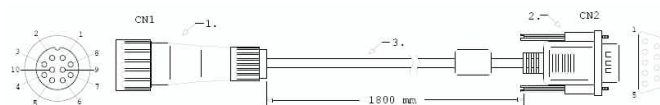
IP65 Cable/Pin Define

DC Power




Pin No.	Symbols	Color	Pin No.	Symbols	Color
CN1-1	VCC	Red	CN2	VCC	Red
CN1-3	GND	Black	CN1	GND	Black
CN1-2	Shield			Shield	

RS232



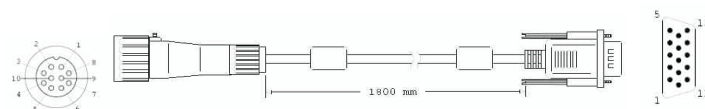
Pin No.	Symbols	Color	Pin No.	Symbols	Color
CN1-1	DCD-CON2	Green	CN2-1	DCD-CON2	Green
CN1-2	DSR-CON2	Brown	CN1-6	DSR-CON2	Brown
CN1-3	RXD-CON2	Red	CN1-2	RXD-CON2	Red
CN1-4	RTS-CON2	Orange	CN1-7	RTS-CON2	Orange
CN1-5	TXD-CON2	Blue	CN1-3	TXD-CON2	Blue
CN1-6	CTS-CON2	White	CN1-8	CTS-CON2	White
CN1-7	DTR-CON2	Purple	CN1-4	DTR-CON2	Purple
CN1-8	RI-CON2	Yellow	CN1-9	RI-CON2	Yellow
CN1-9	GND-CON2	Black	CN1-5	GND-CON2	Black
CN1-10	NC		CN1-10	NC	

USB



Pin No.	Symbols	Color	Pin No.	Symbols	Color
CN1-1	VCC	Red	CN2-1	VCC	Red
CN1-2	D-	White	CN2-2	D-	White
CN1-3	D+	Green	CN2-3	D+	Green
CN1-4	GND	Black	CN2-4	GND	Black
CN1-5	Shield				

VGA



CN1				CN2		
Pin No.	Symbols	Color		Pin No.	Symbols	Color
1	R	Red	↔	1	R	Red
2	R-GND	Black	↔	6	R-GND	Black
3	G	Green	↔	2	G	Green
4	G-GND	Black	↔	7	G-GND	Black
5	B	Blue	↔	3	B	Blue
6	B-GND	Black	↔	8	B-GND	Black
7	SDA	Yellow	↔	12	SDA	Yellow
8	HS	Orange	↔	13	HS	Orange
9	VS	White	↔	14	VS	White
10	SCL	Brown	↔	15	SCL	Brown

Microdata

Microdata Sistemi Srl

Via Vincinella snc

19037 Santo Stefano di Magra (SP) - ITALY

Tel. 0187.631920 - Fax 0187.631928

Email info@microdata.it - web www.microdata.it

Sistemi